


OPERATION INSTRUCTIONS Bulger 215 MMXXIII

This console is equipped with a PC computer, BluRay player and a Document Camera connected to a digital video projector. HDMI and VGA laptop connections are available. Microphones are in the cabinet drawer.

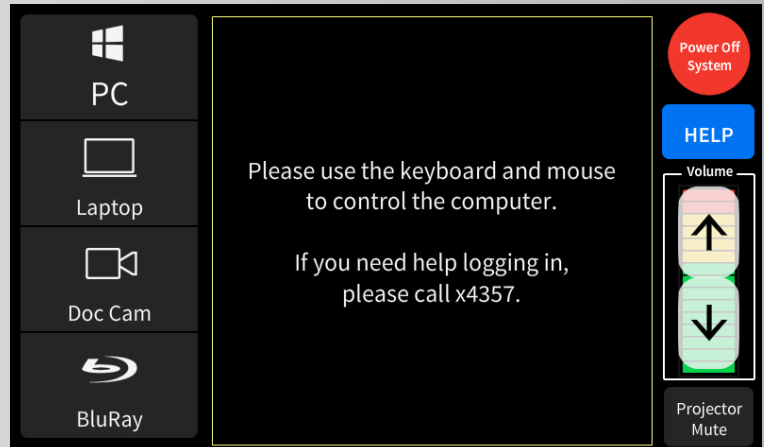
The Crestron **Touch Panel** is utilized for control.
If the panel has gone to sleep, touch it to resume.
Press **Power On Room** to get started.



Once the projector has warmed up the **PC** Computer will be automatically selected.

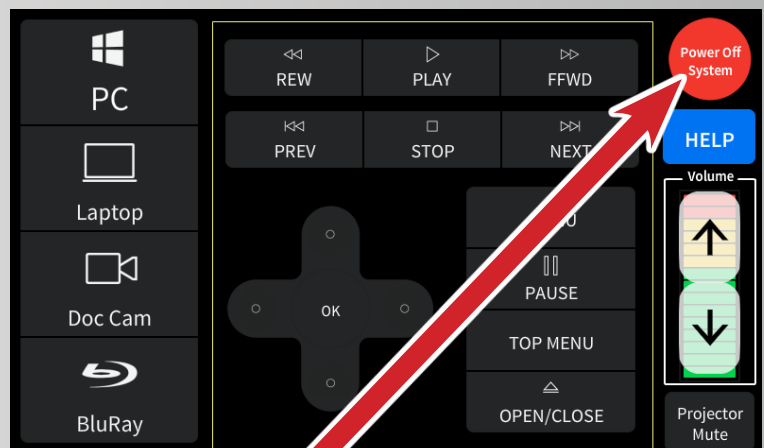
Other inputs may also be selected in the left column.

Audio Volume can be adjusted with the control buttons on the right.



Laptop cables are available in the in the console drawer. Cables can be connected at the plate next to the touch panel.

If **BluRay Player** is selected, controls for the player will appear on the touch panel.



**When finished with your presentation
Please Press Power Off System**

Need help? Use the black phone on the console side or call (716) 878-6670.